

Product Summary of XLReporter with Emerson DeltaV



SyTech, Inc.

Contents

Summary	3
SYTECH is “THE REPORT COMPANY”	3
Product Overview	4
XLREPORTER EDITIONS.....	4
DATA INTERFACES.....	5
ARCHITECTURES	7

Summary

SYTECH IS “THE REPORT COMPANY”

SyTech “TheReportCompany”, Inc. is a leading provider of automated reporting and data analysis software for production and management. Our award-winning software is endorsed by major international manufacturers and Fortune 500 companies throughout the world.

XLReporter is designed with the powerful features and functionality of Microsoft Excel. The product provides The Complete Reporting Solution to suit the needs of manufacturing and industry and is designed to be readily usable by both production and management.

XLReporter’s creative design was awarded the coveted Control Engineering Editor’s Choice Award

Creating Excel reports with the **XLReporter Professional** consists of four steps: **Design**, **Report**, **Manage** and **Distribute**.

- **Design.** Design a report template in Excel and specify the source of the data, e.g., real time, historical, analytic and database. If the template is to be used on-demand, then an interactive form is also designed.
- **Report.** Defines a schedule to generate reports from the template periodically (e.g., every day), triggered on an event (e.g., the end of a batch) or initiated from custom scripts. On demand reports can be generated from the interactive form, locally or across the network.
- **Manage.** Apply analysis and data management to turn the raw data into meaningful report information.
- **Distribute.** Determine the format of the final report and the people who will receive it. Completed reports are stored in XLS, PDF or HTML format and may be sent automatically to printers, email, file servers and web servers.

Product Overview

XLREPORTER EDITIONS

XLReporter is provided in four editions Standard, Suite, Professional and Team.

	Standard	Suite	Pro	Team
Template design entirely in Microsoft Excel	✓	✓	✓	✓
Unlimited templates	✓	✓	✓	✓
Use government and regulatory templates	✓	✓	✓	✓
Dynamic range support for all Excel features	✓	✓	✓	✓
Data visualization beyond Excel	✓	✓	✓	✓
Export data to process tags, smartphone and XML	✓	✓	✓	✓
Automatic reporting on periodic and event triggers	✓	✓	✓	✓
Automatic output to printers, Excel files and web pages	✓	✓	✓	✓
Report from real time servers e.g., OPC	✓	✓	✓	✓
Report from relational databases e.g., SQL Server	option	option	✓	✓
Report from historians e.g., OPC-HDA	option	option	option	✓
Interactive reporting from the local workstation	✓	✓	✓	✓
One year of product support and major upgrades	option	✓	✓	✓
Analytic calculations from real time servers		✓	✓	✓
Report from analytic server		✓	✓	✓
Secure PDF and Excel file viewer		✓	✓	✓
Automatic web site management		✓	✓	✓
Automatic output to encrypted PDF format		option	✓	✓
Automatic output to email		option	✓	✓
Interactive reporting from any networked workstation				✓
User security management				✓
Client reporting				✓
Client viewing				✓
Client report sharing				✓
Thin Client Install				✓
No Excel license required				✓

DATA INTERFACES

XLReporter provides a number of interfaces to the DeltaV data sources. A report can contain information from one or more of the interfaces.

Real Time Interface

The real time interface is compatible with the ProPlus Station (using the FIX interface) and the Application Station (via the OPC interface). Remote access to the OPC interface is supported. The interface provides:

- Tag browsing for real time tags available in the DeltaV workstation. This greatly simplifies the design of a report template in the Designer.
- Access to current values from the DeltaV workstation. In the context of reporting, current values can be reported as a “snapshot” or added incrementally to the report, e.g., every hour over a day.

Historical Interface

The historical interface is compatible with the OPC-HDA capable historian. It is available from any workstation that has access to the historical archive. The interface provides:

- A history group builder designed with custom features to shorten development time and increase productivity.
- Tag browsing for the historical tags configured in the local or any networked workstation. This greatly simplifies the design of a report template in the Designer.
- Many calculation types such as statistics and performance indicators.

Analytic Interface

The **XLReporter** analytic engine creates analytics from real time data and makes them available for reports. By selecting a tag from the real time server and setting a time frame, an array of statistics and other valuable information is provided calculated.

Database Interface

The database interface makes **XLReporter** compatible with any relational database and is available from any workstation that has access to the database. A powerful SQL (structured query language) builder creates SQL statements without needing to know SQL programming. The interface provides:

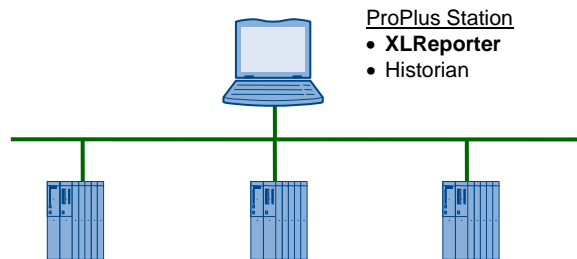
- Access to the Journal/Alarm logs, with options to filter records based on tag name, time period, alarm status, alarm value and much more.
- Access to the Batch history, with options to filter records based on batch name, time period, status and much more.

ARCHITECTURES

The following illustrates typical architectures:

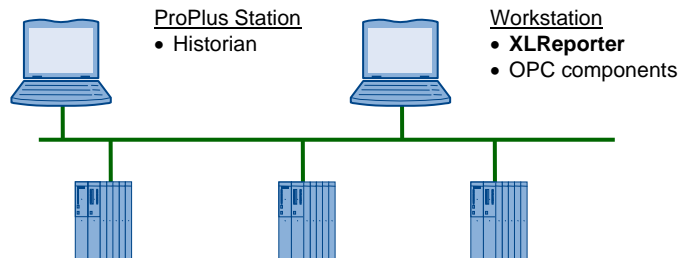
ProPlus Station, Historian with Local XLReporter

Real time data (via FIX interface) and historical data available to **XLReporter**.



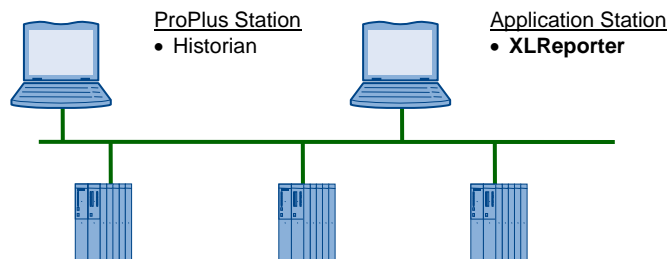
ProPlus Station, Historian with Remote XLReporter

Historical data available to **XLReporter** across the network.



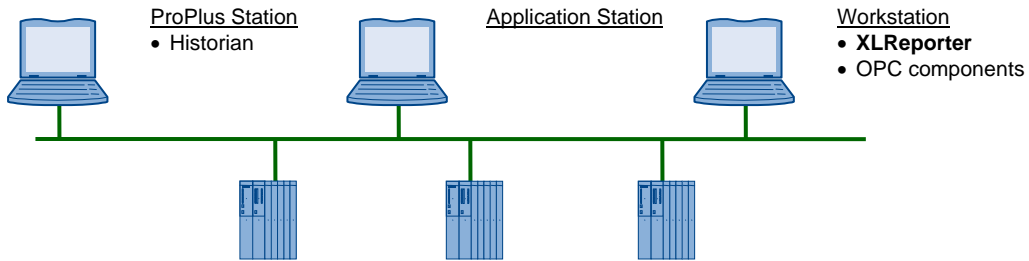
ProPlus Station, Historian and Application Station with Local XLReporter

Real time data (via OPC) and historical data available to **XLReporter** across the network.



ProPlus Station, Historian and Application Station with Remote XLReporter

Real time data (via OPC) and historical data available to **XLReporter** across the network.



ProPlus Station, Historian and Application Station with Remote XLReporter Team Stations

Historical data available to all **XLReporter Team Stations**.

